


JavaScript in Browsers



These slides have been prepared by Cyril Concolato and Jean-Claude Dufourd.

pdf

JavaScript vs. ECMAScript

- What is ECMAScript ?
 - Programming/Scripting Language
 - Interpreted code (not compiled into machine code), Portable code
 - Standard syntax
 - Invented by Brendan Eich at Netscape (and Microsoft JScript)
- Versions
 - JavaScript 1.5-2.0
 - ECMA-262 3rd, (4th), 5th, 6th (2015), 7th edition (draft)
- In the Web Browser : JavaScript
 - Executed by the JavaScript engine of the browser according to a model
 - Used with specific interfaces (DOM, ...)
- More : Tutorial Videos by Douglas Crockford

JavaScript Basics

Reminder of pure JavaScript

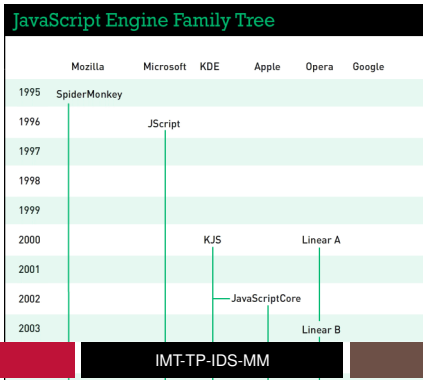
- How to declare/assign a variable ?
- How to define a function ?
- How to call a function ?
- Arrays
- Strings
- Objects
- Properties

Browsers and JavaScript

- The JavaScript Engine is a core component of browsers
 - Used for :
 - Interactivity, animations, media manipulations (Canvas, audio API, ...)
 - Potential problems
 - Security
 - Performance

JavaScript Engines race

- IE9 Chakra, Opera Carakan, Safari Nitro, Firefox JägerMonkey, Chrome V8
- Benchmarks :
 - SunSpider
 - V8 Benchmark
 - Octane
- Optimizations : JIT, dead-branch ...



Web Applications=

HTML +

- Document structure
- Textual content and media resources (images, ...)

CSS +

- Presentation information

JavaScript (=ECMAScript + Web APIs)

- Browser-interpreted code to provide the intelligence, behavior of the application

“There is a Web API for everything”

■ Basic APIs

- Document Object Model (DOM) : Core, Events, Window, ...

■ Specific APIs

- Communication APIs
 - XHR, Push, WebSockets, ...
- Drawing APIs
 - Canvas, WebGL, ...
- Storage APIs
 - Files, Cookies, Database, ...
- Multimedia APIs
 - Audio, video, streaming, ...
- Device APIs
 - Battery, AdressBook, WebCam ...
- System APIs

Document Object Model (DOM) Interfaces

Interfaces to the document tree

- For access and modifications of content, structure, and style of documents

Specifications

- Level 1 (one single specification)
- Level 2 (6 specs) : Core, Style, (Views), ...
- Level 3 (3 specs) : Core, ...
- Level 4



DOM Interfaces Hierarchy

DOM Interfaces : methods and properties

■ The Node interface

nodeType
parentNode
firstChild
nextChild
firstSibling
hasChildNodes()
hasAttributes()
appendChild()
removeChild()

■ The Document interface

documentElement
getElementById()
getElementsByName()
querySelector()

The Window Object

API corresponding to the browser window or tab

Convenient API for various usages

- Timing (animations)
- General events (load, ...)
- Navigation (history)
- Embedding (openURL)

JavaScript global object in browser



The Window Object

Examples of DOM manipulations in .JS :

Add an element

The page before

```
<html>
  <body>
</body>
</html>
```

The JS code

```
var obj = document.createElement("p");
obj.textContent="some new text";
var body = document.getElementsByTagName("body")[0];
body.appendChild(obj);
```

The page after

```
<html>
  <body>
    <p>some new text</p>
</body>
</html>
```

HTML editing

The page before

```
<html>
  <body>
    <p id="someid">some new text</p>
  </body>
</html>
```

The JS code

```
var obj = document.getElementById("someid");
obj.innerHTML = "some <span style='color: red;'>other</span> text";
```

The page after

```
<html>
  <body>
    <p id="someid">some <span style="color: red;">other</span> text
```

Working on attributes

The page before

```
<html>
  <body>
    <p id="someid">some new text</p>
  </body>
</html>
```

The JS code

```
var body = document.getElementsByTagName("body")[0];
body.onload="myfunction()";
var obj = document.getElementById("someid");
obj.setAttribute("align", "center");
```

The page after

```
<html>
```

Remove elements

The page before

```
<html>
  <body>
    <p id="someid">some new text</p>
  </body>
</html>
```

The JS code

```
var body = document.getElementsByTagName("body")[0];
var obj = document.getElementById("someid");
body.removeChild(obj);
```

The page after

```
<html>
  <body>
```


CSS and JavaScript

- The JavaScript style property
 - Used to set a new style on an element
 - Used to query the style on this element

```
var e = document.getElementById("SomeElementId");  
e.style.top = 10px;
```

- The `getComputedStyle()` method
 - To ask for all styles (inherited, computed, ...) of an element

```
var e = document.getElementById("SomeElementId");  
var style = window.getComputedStyle(e);  
var height = style.getPropertyValue("height");
```

Script processing in HTML

■ Ways to use JS

```
<script>var x=0;</script> // inline code
```

```
<script src="file.js"></script> // external code
```

```
onload="doSomething();" // inline code
```

- One JavaScript global context per document (i.e. per HTML source)
 - Shared variables, shared functions
 - Ability to split the code into multiple files, to create modules

Script processing in HTML 2

■ Code execution

- Many operations can run in parallel in a browser (HTML parsing, CSS parsing, JS, rendering ...)
- By default, JS processing is run in the main thread and synchronously :
 - download and execution blocks the rest of the parser
 - the code is interpreted as soon as it is read in `<script>` except if `async` or `defer` attributes are used

```
<script src="file3.js" async></script> // script will be ex  
<script src="file1.js"></script>  
<script src="file2.js"></script>
```

- when events are triggered : “run-to-completion” approach (“script is taking too long” pop-up)
 - may be blocked when style sheets are being processed
- ### ■ Where to put the `<script>` elements (head, bottom, middle) ?

JSON – JavaScript Object Notation

- Format for exchanging data
 - Text based
 - Structured
 - Easy serializing/parsing
- Based on JavaScript
- Literal notations
 - Object {}
 - Array []
 - String ""

JSON - Example

```
{
  "firstName": "John",
  "lastName": "Smith",
  "age": 25,
  "address": {
    "streetAddress": "21 2nd Street",
    "city": "New York",
    "state": "NY",
    "postalCode": 10021
  },
  "phoneNumbers": [
    { "type": "home", "number": "212 555-1234" },
    { "type": "fax", "number": "646 555-4567" }
  ]
}
```

JSON vs. XML

```
<person>  
  <age>12</age>  
  <name>Danielle</name>  
</person>
```

```
{  
  "age" : 12,  
  "name" : "Danielle"  
}
```

JavaScript libraries

- Principles
 - Simplify the JS code written by Web Developers
 - Provide a unique interface for all browsers (bugs)
- Many librairies
 - JQuery,
 - Angular,
 - Bootstrap ...
- JavaScript “beautifier”/“minifier”

Scripted animations

- Use of timers and callback functions
 - Ex : using the window object
 - Ex : using an SVGTimer object
 - Ex : using requestAnimationFrame
- Management of the synchronization by the script

Animations with JS

```
<rect id='R' width="120" height="50" fill="blue">
<script>
function doAnimation(){
  var rect=document.getElementById('R');
  x=x+xincr;
  rect.setAttribute('x', x);
  window.setTimeout("doAnimation()", 10);
}
doAnimation();
</script>
```

```
function animloop() { // function to be called
  render();
  requestAnimFrame(animloop);
}
requestAnimFrame(animloop);
```

Interactivity & Scripting

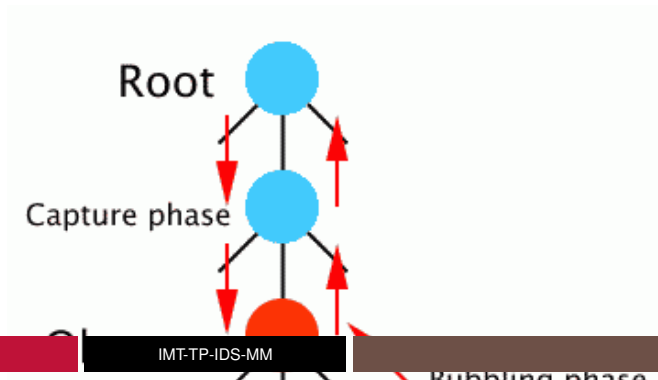
- Simple interactivity does not require scripting
 - Forms filing and submitting
 - Navigation
 - Triggering animations or transitions
 - ...
- More complex interactions require Javascript with
 - DOM events
 - AJAX Pattern

DOM Events

API to indicate to the browser how to process events in JavaScript

Based on a specific Event Propagation model

- Capture phase, target phase, bubbling phase
- Cancellation of events,
- Default action



Examples of DOM Events code

```
<script type="application/ecmascript" >  
  function doSomething(evt) { . . . }  
</script>  
<text onclick="doSomething(evt)" >Hello World!</text>
```


```
<script type="application/ecmascript" >  
  function doSomething(evt) { . . . }  
  e=document.getElementById('T');  
  e.addEventListener('click', doSomething, false);  
</script>  
<text id="T" >Hello World!</text>
```

```
<script type="application/ecmascript" >  
  function doSomething(evt) { . . . }  
  e=document.getElementById('T');
```

DOM Event types

- Mouse Events :
 - click, mousedown, mouseup, mouseover, mousemove, mouseout
- Key Events :
 - keypress, keyrelease
- Touch events :
 - touchstart, touchend, touchleave, touchmove, ...
- Drag events :
 - dragstart, dragend, ...
- Network events :
 - load, error, abort, progress
- Form events :
 - submit, focus ...
- Media events :
 - play, pause ...

Web Pages can communicate



Web API for Communications

The XMLHttpRequest object

- HTTP communication with a server
- Core of the AJAX programming model

The WebSocket Interface

- Lightweight communication with servers
- Companion with IETF WebSocket protocol
- Upgrade from HTTP but different from HTTP

Server-Sent Events

- Used to deliver messages in push mode (notifications)

Web Messaging

- Messaging between Javascript contexts in the same browser (pages, workers)

WebRTC

AJAX “Asynchronous JavaScript and XML”

Used to make asynchronous HTTP requests and retrieve data (e.g. text, XML, binary ...)

Combined usage of different technologies

- HTML (or SVG, ...)
- ECMAScript
- XML (or JSON, ...)
- HTTP Download

Example : HTML/SVG + JSON + DOM + XMLHttpRequest

Benefits

- Requests are asynchronous to the rendering
 - Avoids waiting for the response to further interact
- Enables client-side heavy interactivity
 - Data base requests and response handling

AJAX Example

```
var xhr = new XMLHttpRequest();
xhr.open("GET", "test.txt");
xhr.onload = function() {
    alert(this.responseText);
}
xhr.send();
```

WebSocket Example

```
const socket=new WebSocket('ws://example.com:12010/');

socket.onopen=function () {
  setInterval(function() {
    if (socket.bufferedAmount==0) {
      socket.send(getUpdateData());
    }
  },
  50);
};

socket.onmessage=function (evt) {
  const received_msg=evt.data;
  alert("Message is received...");
};

socket.onclose=function() {
```

Web Workers

- Equivalent to threads in JavaScript (without shared memory)
- Used for long-running scripts, in background, in parallel on multi-core CPU
- Thread and Messaging across scripts

```
var worker=new Worker('worker.js');
worker.onmessage = function (event) {
    document.getElementById('result').textContent=event.data;
};
var otherWorker = /* findotherworker */;
otherWorker.postMessage("A message");
```

File & Web Storage

Web Storage

Part of HTML5 Scope

Similar to HTTP Cookies mechanism with extensions

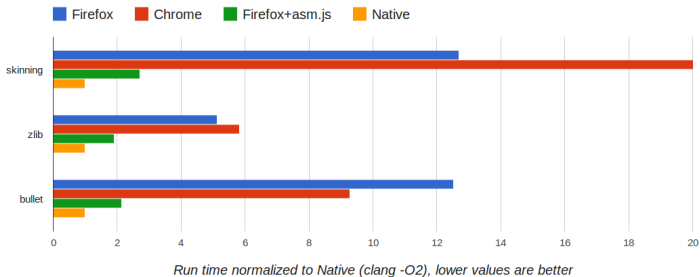
- Persistent Storage of structured data at the client side
- Cross window storage for the same site
- Larger storage capacity than cookies

File API

- Handling files, directories, file systems in browsers taking security issues into account
- API : FileReader, FileWriter

JavaScript Compilation

- Google Web Toolkit (GWT) : from Java to Javascript
- Emscripten : from C/C++ to Javascript
- Asm.js : restricted JS with improved execution speed



Summary of this lesson

- JS engine in the browser, JS APIs, Web Apps
- DOM, window, HTML editing, script tag, JSON
- JS libraries, animation, events, communication